

# MAPA AZUCARERO DEL PERU - SUGAR MAP OF PERU

## PRODUCCION EXPORTACION Y CONSUMO DE AZUCARES EN EL AÑO 1947 PRODUCTION EXPORT AND CONSUMPTION OF SUGAR IN THE YEAR 1947

Arreglado por la "Sociedad Nacional Agraria"

Compiled by the "Sociedad Nacional Agraria"

ABGABESTÜCK  
Hamburg  
Welfen-  
Archiv  
23. JAN. 1952

### VALLES DEL PERU - 1947 - VALLEYS OF PERU

| REGIONES<br>REGIONS     | AREA SEMBRADA DE CAÑA<br>EXTENSIONS PLANTED WITH SUGAR CANE | AREA DE CAÑA CORTADA<br>EXTENSIONS OF SUGAR CANE CUT | CAÑA MOLIDA<br>MILLED CANE | PRODUCCION TOTAL DE AZUCAR Y CHANCACA<br>TOTAL PRODUCTION OF SUGAR AND CHANCACA | REND. DE CAÑA POR HECT.<br>YIELD OF CANE PER HECT. | RENDIMIENTO DE AZUCAR POR HECT.<br>YIELD OF SUGAR PER HECT. | REND. DE AZUCAR POR TONELADA DE CAÑA<br>YIELD OF SUGAR PER TON. OF CANE |
|-------------------------|---|--|----------------------------|---|--|---|---|
|                         | HECTAREAS   | HECTAREAS  | T.M.                       | T.M.  | T.M.   | T.M.  | KILOGRAMOS  |
| DEPTO. DE PIURA         | 402   | 286  | 32,765                     | 2,166   | 81-505   | 5-388   | 66  |
| DEPTO. DE LAMBVEQUE     | 17,007  | 11,338   | 1,270,390                  | 129,790   | 74-698   | 7-632   | 102   |
| CHICAMA Y STA. CATALINA | 25,762  | 12,131   | 1,736,031                  | 229,960   | 67-387   | 8-926   | 132   |
| VALLE DE NEPEÑA         | 1,623   | 687  | 82,605                     | 9,911   | 50-896   | 6-107   | 120   |
| PATUJILCA               | 4,009   | 2,040  | 250,827                    | 29,130  | 62-566   | 7-266   | 116   |
| HUAYRA Y SAVAN          | 488   | 258  | 28,755                     | 2,229   | 58-924   | 4-568   | 78  |
| VALLE DE TAMBO          | 1,055   | 630  | 75,605                     | 8,784   | 71-664   | 8-326   | 116   |
| OTRAS REGIONES (1)      |   |  |                            | 20,000  |  |   |   |
| TOTALES TOTALS          | 50,346  | 27,370   | 3,476,978                  | 431,970   | 69-061   | 8-183   | 124   |

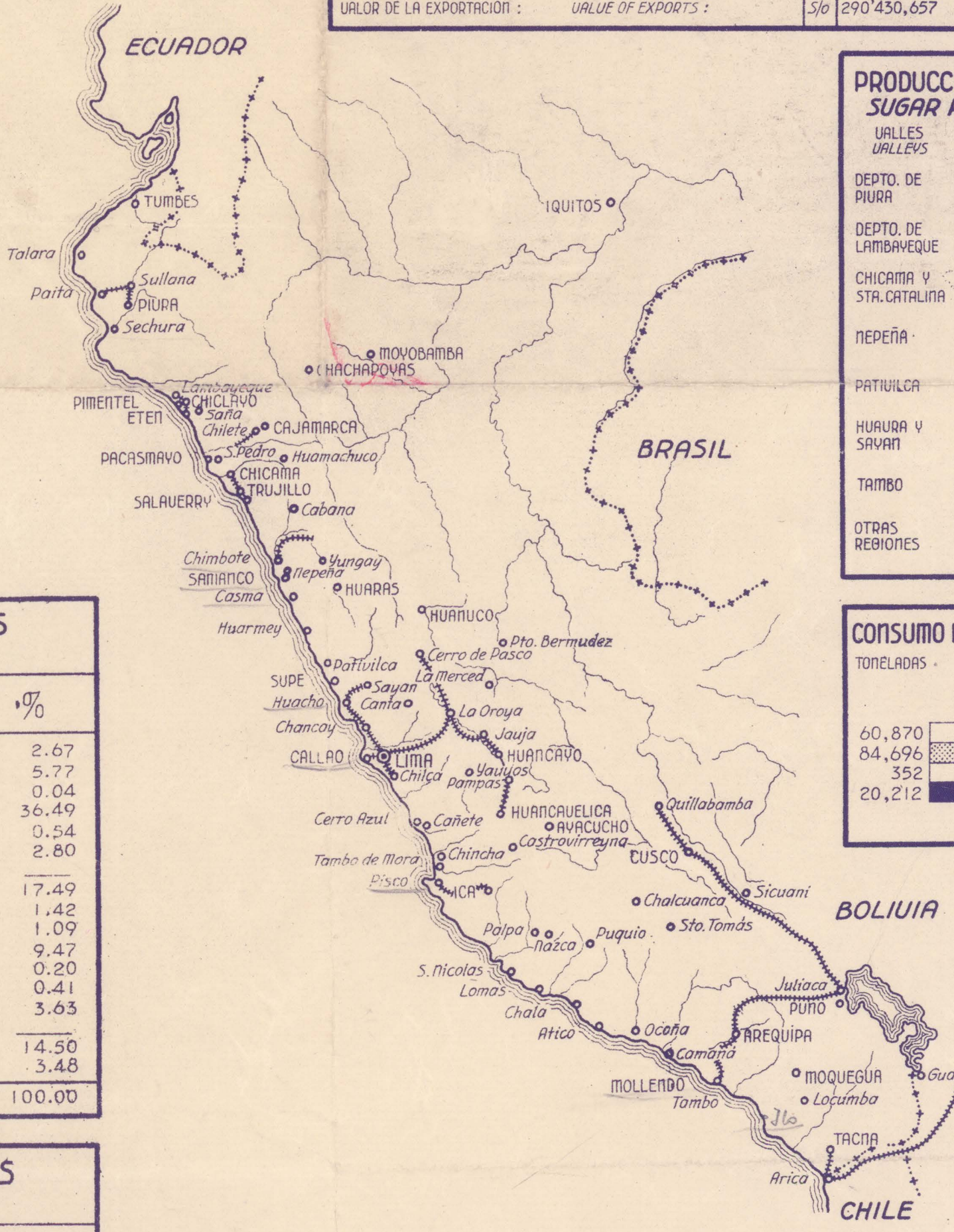
(1) Corresponde a los pequeños productores de los que no se logra obtener datos directos.

### ESTADO COMPARATIVO DE LOS AÑOS 1946-47 - COMPARATIVE SITUATION OF THE YEARS 1946-47

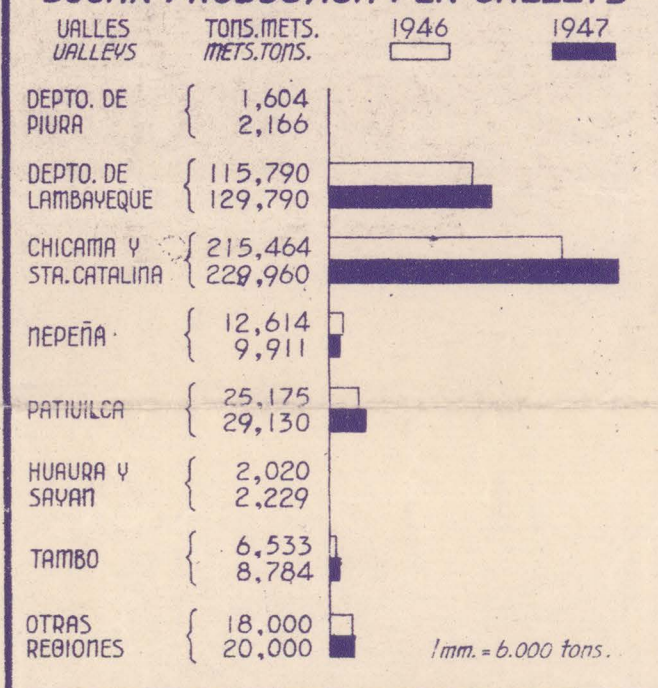
| DATOS QUE SE COMPARAN<br>COMPARATIVE INFORMATION                              | UNIDAD | CANTIDADES ABSOLUTAS - FULL AMOUNTS |               | DIFERENCIA<br>DIFFERENCE |
|---|--------|-------------------------------------|---------------|--------------------------|
|   |        | AÑO-1946-VEAR                       | AÑO-1947-VEAR |                          |
| INGENIOS EN ACTIVIDAD<br>SUGAR MILLS WORKING                                  | Nº     | 15                                  | 15            |                          |
| EXTENSION DE TERRENO CULTIVADO DE CAÑA<br>EXTENSION OF LAND PLANTED WITH CANE | HECT.  | 50,576                              | 50,346        | - 230                    |
| EXTENSION DE CAÑA CORTADA<br>EXTENSION OF CANE CUT                            | HECT.  | 29,362                              | 27,370        | - 1,992                  |
| TONELADAS DE CAÑA MOLIDA<br>TONS. OF CANE MILLED                              | T.M.   | 3,292,010                           | 3,476,978     | + 184,968                |
| RENDIMIENTO DE CAÑA POR HECTAREA<br>YIELD OF CANE PER HECT.                   | T.M.   | 112-118                             | 127-036       | + 14-918                 |
| RENDIMIENTO DE AZUCAR POR HECTAREA<br>YIELD OF SUGAR PER HECT.                | T.M.   | 13-527                              | 15-782        | + 2-255                  |
| REND. DE AZUCAR POR TONELADA DE CAÑA<br>YIELD OF SUGAR PER TON. OF CANE       | KG.    | 120                                 | 124           | + 4                      |
| PRODUCCION TOTAL DE AZUCARES :<br>TOTAL PRODUCTION OF SUGAR :                 |        |                                     |               |                          |
| BLANCO<br>WHITE   | T.M.   | 101,436                             | 85,895        | - 15,541                 |
| EXPORTACION<br>EXPORT   | T.M.   | 195,790                             | 257,328       | + 61,538                 |
| RUBIA Y "T"<br>GRAINY   | T.M.   | 80,460                              | 68,395        | - 12,065                 |
| MASCABADO<br>MASCABADO (BROWN)  | T.M.   | 1,514                               | 352           | - 1,162                  |
| CHANCACA<br>CHANCACA  | T.M.   | 18,000                              | 20,000        | + 2,000                  |
| TOTAL   | T.M.   | 397,200                             | 431,970       | + 34,770                 |
| CONSUMO INTERNO DE AZUCARES :<br>HOME CONSUMPTION :                           |        |                                     |               |                          |
| BLANCO<br>WHITE   | T.M.   | 57,244                              | 60,870        | + 3,626                  |
| RUBIA Y "T"<br>GRAINY   | T.M.   | 81,598                              | 84,696        | + 3,098                  |
| MASCABADO<br>MASCABADO (BROWN)  | T.M.   | 965                                 | 352           | - 613                    |
| CHANCACA<br>CHANCACA  | T.M.   | 17,735                              | 20,212        | + 2,477                  |
| TOTAL   | T.M.   | 157,542                             | 166,130       | + 8,588                  |
| EXPORTACION TOTAL DE AZUCARES :<br>SUGAR EXPORTS :                            |        |                                     |               |                          |
| BLANCO<br>WHITE   | T.M.   | 70,092                              | 67,371        | - 2,721                  |
| EXPORTACION<br>EXPORT   | T.M.   | 189,766                             | 208,174       | + 18,408                 |
| MASCABADO<br>MASCABADO (BROWN)  | T.M.   | 200                                 |               | - 200                    |
| CHANCACA<br>CHANCACA  | T.M.   | 189                                 | 45            | - 144                    |
| TOTAL   | T.M.   | 260,247                             | 275,590       | + 15,343                 |
| VALOR DE LA EXPORTACION :<br>VALUE OF EXPORTS :                               | S/o    | 290'430,657                         | 300'404,612   | + 9'973,955              |

### INGENIOS AZUCAREROS EN ACTIVIDAD EN 1947 SUGAR MILLS AT WORK IN 1947

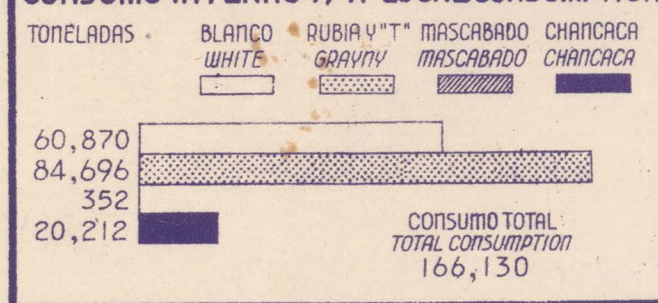
| NOMBRE<br>NAME | VALLE<br>VALLEY | PROPIETARIO<br>OWNER             | FUNDOS QUE HACEN MOLER<br>ESTATES WHOSE CROP IS SENT FOR MILLING      |
|----------------|-----------------|----------------------------------|---|
| SOL SOL        | PIURA           | Soc. Agrícola Vapatera S.A.      | Sol Sol y Vapatera  |
| TUMAN          | LAMBVEQUE       | Negociación Tuman S.A.           | Tuman, Calupe, Rinconazo, Calerita, S. Miguel, Bellavista             |
| POMALCA        | RIO CHANCAY     | Soc. Agrícola Pomalca Ltda.      | Pomalca, Samán, Sallur, La Punta, Sipa                                |
| CAVALTI        | ZAÑA            | Aspillaga Anderson Hnos. S.A.    | Coyaliti, La Viña, Chumbenique, Culpón, La Otra Banda                 |
| PUCALA         | RIO CHANCAY     | Soc. Agrícola Pucala Ltda. S.A.  | Pucala, Tabernas, Patapo, Tullpe                                      |
| MOCCE          | LAMBVEQUE       | Negociación Mocce S.A.           | Mocce y Anexos, Cadape  |
| CASA GRANDE    | CHICAMA         | Empresa Agrícola Chicama Ltda.   | Casa Grande, Sausal Roma  |
| CARTUJO        | "               | Cía. Agrícola Carabayillo        | Cartavio, Chidlin, Chiquitoy  |
| LAREDO         | STA. CATALINA   | Neg. Azucarera Laredo Ltda.      | Laredo y Anexos, Barraza, La Chiclaya, S. Agustín, Sta Rosa, El Palmo |
| SAN JACINTO    | NEPEÑA          | Neg. Azucarera Nepeña Ltda.      | S. Jacinto y Anexos   |
| PARAMONGA      | PATUJILCA       | Soc. Agrícola Paramonga Ltda.    | Paramonga y Anexos, Milagro   |
| EL INGENIO     | HUAYRA          | Soc. Agrícola S. Fumagalli Ltda. | El Ingenio  |
| ANDAHUASI      | SAVAN           | Andahuasi Estate Co. Ltda.       | Andahuasi   |
| CHUCARAPI      | TAMBO           | Central Chucarapi S.A.           | Chucarapi, S. Francisco, El Medio, y varios pequeños                  |
| PAMPA BLANCA   | "               | Soc. Agrícola Pampa Blanca Ltda. | Pampa Blanca, El Arenal   |




### PRODUCCION DE AZUCAR POR VALLES SUGAR PRODUCTION PER VALLEYS



### CONSUMO INTERNO-1947-LOCAL CONSUMPTION



### EXPORTACION DE AZUCAR EN LOS ULTIMOS 10 AÑOS SUGAR EXPORTS IN THE LAST 10 YEARS



### EXPORTACION DE AZUCAR POR NACIONES SUGAR EXPORTS PER NATIONS

| NACIONES NATIONS | BLANCO WHITE T.M. M. TONS. | EXPORTACION EXPORT T.M. M. TONS. | CHANCACA CHANCACA T.M. M. TONS. | TOTALES TOTALS T.M. M. TONS. | %      |
|------------------|----------------------------|----------------------------------|---------------------------------|------------------------------|--------|
| BELGICA          | 11                         | 7,349                            |                                 | 7,360                        | 2.67   |
| BOLIVIA          | 14,703                     | 1,209                            |                                 | 15,912                       | 5.77   |
| CURAZAO          |                            | 106                              |                                 | 106                          | 0.04   |
| CHILE            | 1                          | 100,505                          | 45                              | 100,551                      | 36.49  |
| CHINA            | 1,499                      |                                  |                                 | 1,499                        | 0.54   |
| ECUADOR          | 7,405                      | 317                              |                                 | 7,722                        | 2.80   |
| ESPAÑA           | 11                         |                                  |                                 | 11                           |        |
| ESTADOS UNIDOS   |                            | 48,194                           |                                 | 48,194                       | 17.49  |
| GRAN BRETAÑA     |                            | 3,901                            |                                 | 3,901                        | 1.42   |
| INDIA INGLESA    | 3,000                      |                                  |                                 | 3,000                        | 1.09   |
| IRLANDA          |                            | 26,104                           |                                 | 26,104                       | 9.47   |
| ITALIA           | 18                         | 525                              |                                 | 543                          | 0.20   |
| PANAMA           | 1,143                      |                                  |                                 | 1,143                        | 0.41   |
| PORTUGAL         | 9,991                      |                                  |                                 | 9,991                        | 3.63   |
| SUECIA           | 2                          |                                  |                                 | 2                            |        |
| URUGUAY          | 19,991                     | 19,964                           |                                 | 39,955                       | 14.50  |
| VENEZUELA        | 9,596                      |                                  |                                 | 9,596                        | 3.48   |
| TOTALES TOTALS   | 67,371                     | 208,174                          | 45                              | 275,590                      | 100.00 |

### EXPORTACION DE AZUCAR POR PUERTOS SUGAR EXPORTS PER SEAPORTS

| PUERTOS SEAPORTS | BLANCO WHITE T.M. M. TONS. | EXPORTACION EXPORT T.M. M. TONS. | CHANCACA CHANCACA T.M. M. TONS. | TOTALES TOTALS T.M. M. TONS. | %      |
|------------------|----------------------------|----------------------------------|---------------------------------|------------------------------|--------|
| CALLAO           | 19                         |                                  | 25                              | 44                           | 0.01   |
| CHICAMA          |                            | 92,480                           |                                 | 92,480                       | 33.56  |
| CHIMBOTE         | 11                         |                                  |                                 | 11                           |        |
| ETEN             | 5,000                      | 53,743                           |                                 | 58,743                       | 21.32  |
| HUACHO           | 529                        | 448                              |                                 | 977                          | 0.36   |
| MOLLENDO         | 4,901                      |                                  |                                 | 4,901                        | 1.78   |
| PIMENTEL         | 12,847                     | 24,517                           |                                 | 37,364                       | 13.56  |
| SALAUERRY        | 44,064                     | 30,532                           |                                 | 74,596                       | 27.07  |
| SAMANCO          |                            | 6,454                            |                                 | 6,454                        | 2.34   |
| TACNA            |                            |                                  | 20                              | 20                           |        |
| TOTALES TOTALS   | 67,371                     | 208,174                          | 45                              | 275,590                      | 100.00 |

### PRODUCCION TOTAL DE AZUCAR POR CALIDADES EN 1947 TOTAL PRODUCTION OF SUGAR PER QUALITIES IN 1947

| REGIONES REGIONS        | CALIDADES DE AZUCAR SUGAR QUALITIES |                                  |                                  |   |                                 | TOTALES TOTALS T.M. M. TONS. | %      |
|-------------------------|-------------------------------------|----------------------------------|----------------------------------|---|---------------------------------|------------------------------|--------|
|                         | BLANCO WHITE T.M. M. TONS.          | EXPORTACION EXPORT T.M. M. TONS. | RUBIA Y "T" GRAINY T.M. M. TONS. | MASCABADO MASCABADO (BROWN) T.M. M. TONS. | CHANCACA CHANCACA T.M. M. TONS. |                              |        |
| DEPTO. DE PIURA         |                                     |                                  | 2,166                            |   |                                 | 2,166                        | 0.50   |
| DEPTO. DE LAMBVEQUE     | 20,964                              | 72,090                           | 36,543                           | 193                                       |                                 | 129,790                      | 30.05  |
| CHICAMA Y STA. CATALINA | 27,769                              | 176,409                          | 25,782                           |   |                                 | 229,960                      | 53.24  |
| VALLE DE NEPEÑA         | 595                                 | 5,473                            | 3,722                            | 121                                       |                                 | 9,911                        | 2.29   |
| PATUJILCA               | 27,364                              | 1,766                            |                                  |   |                                 | 29,130                       | 6.74   |
| HUAYRA Y SAVAN          | 437                                 | 1,590                            | 182                              | 20  |                                 | 2,229                        | 0.52   |
| VALLE DE TAMBO          | 3,766                               |                                  |                                  | 18  |                                 | 8,784                        | 2.03   |
| OTRAS REGIONES (1)      |                                     |                                  |                                  |   | 20,000                          | 20,000                       | 4.63   |
| TOTALES TOTALS          | 85,895                              | 257,328                          | 68,395                           | 352                                       | 20,000                          | 431,970                      | 100.00 |

(1) Corresponde a los pequeños productores de los que no se logra obtener datos directos.

### VALOR TOTAL DE LAS EXPORTACIONES TOTAL VALUE OF EXPORTS

1946 \$/o 290'430,657-00 1947 \$/o 300'404,612-00